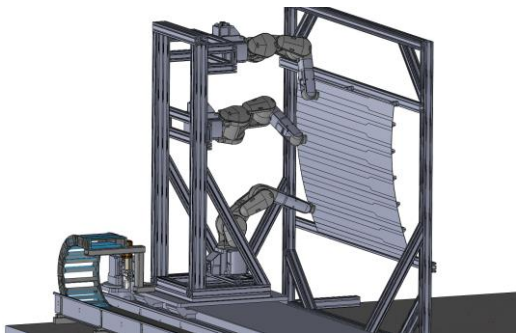


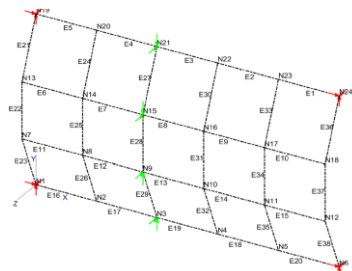
"Virtual world"

Simulation and control



Information update

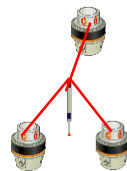
Model-based data analysis



Parameters

- Robot positions
- Necessary loads
- Path planning

Sensors



iGPS



Force sensor



Laser tracker

Real data

- Positions
- Geometries
- Forces

"Real world"

Environmental influences

